



Cetacea
Simple Audio by Design

OWNER'S MANUAL

For use with the following Ensemble systems:
System No.: ENS-903 | ENS-903-ORB

Index

Contact Info

CETACEA SOUND CORP

14149 21st Avenue North
Plymouth, Minnesota 55447 U.S.A.

SALES

sales@cetaceasound.com

CUSTOMER SERVICE

customerservice@cetaceasound.com

PHONE

(763) 559-1019

U.S.A., Canada, and Caribbean
(800) 556-1922

FAX

(763) 559-1585

ONLINE

www.cetaceasound.com

Online Resources



BLOG

Announcements
& Events



SUPPORT

Documentation
& Resources

A	INTRODUCTION	2
	Welcome	2
	Group Listening Technology	2
B	GETTING STARTED	3-5
	Shipping Kit Contents	3
	Ensemble Up Close	4
	Optional Equipment	5
C	OPERATION	6-8
	Safety Precautions & Specifications	6
	Ensemble Instructions	7-8
D	ROOM ARRANGEMENTS	9-11
	Classrooms & Auditoriums	9
	Conference Rooms	10
	Remote Rooms & Courtrooms	11
E	HOOKUP DIAGRAMS	12-13
	Computer & Projector	12
	DVD, iPod® & Orbiter™	13
F	LIMITED WARRANTY	14

INTRODUCTION TO THE ENSEMBLE

Welcome

The Ensemble is a portable speaker used by professional presenters. This includes sales people, health care professionals, fire and rescue, teachers, personal development, law enforcement, the military and many other professionals in the presentation, training, and development fields. The Ensemble is the smallest, lightest, and most powerful speaker made anywhere in the world. Its small and light weight size make it ideal for the road warrior. It is also easy to stow away or lock up securely to avoid theft.

The Ensemble outperforms other speaker systems many times its size and weight and is more economical to own and easier to use.

This remarkable speaker only weighs 8 ounces yet contains a 3-input mixer for up to three devices. These connections make it easy to switch between a microphone, projector, computer, iPod® or iPad® during the presentation.

iPod® and iPad® are registered trademarks of Apple Inc.

Group Listening Technology™

Using patented “Group Listening Technology”, the Ensemble is a high technology device that is specifically engineered to make business meetings more productive. The sound it creates is heard the same and understood by everyone in the room regardless of where they are seated. This technology makes speech more easily understood and audiences more relaxed and focused on the presentation.

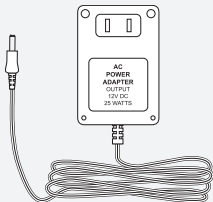

The Ensemble is the only portable powered speaker that allows the listeners freedom of position within the room without loss of sound quality.

Designed like no other, the Ensemble takes the worry out of presentations and you can rest assured that everyone can hear and understand you.

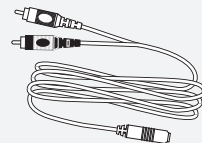
SHIPPING KIT CONTENTS

Please check that you have all of the following items. If any items are missing, please contact Cetacea Sound directly at (800) 556-1922.

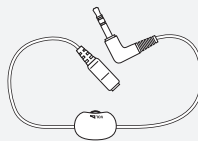
 Ensemble Speaker

 12 Volt Wall Mount Power Supply

 Cables


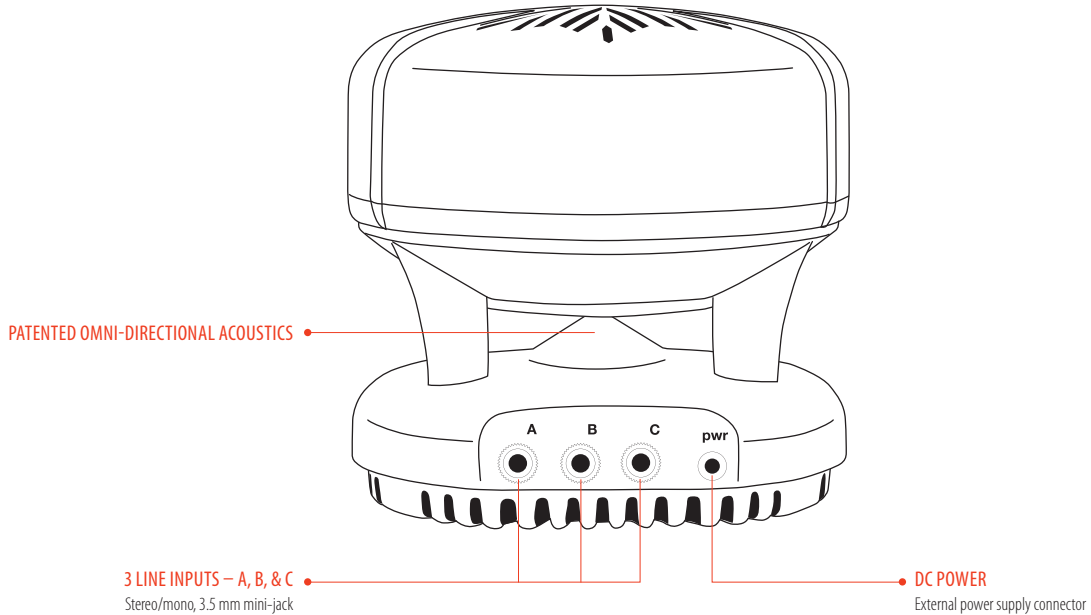
3.5 mm M-M, 3 ft.



RCA to 3.5 mm Female Stereo VCR/DVD



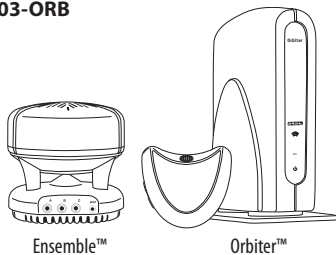
In-line Volume Control



OPTIONAL EQUIPMENT

Ensemble & Orbiter Microphone System

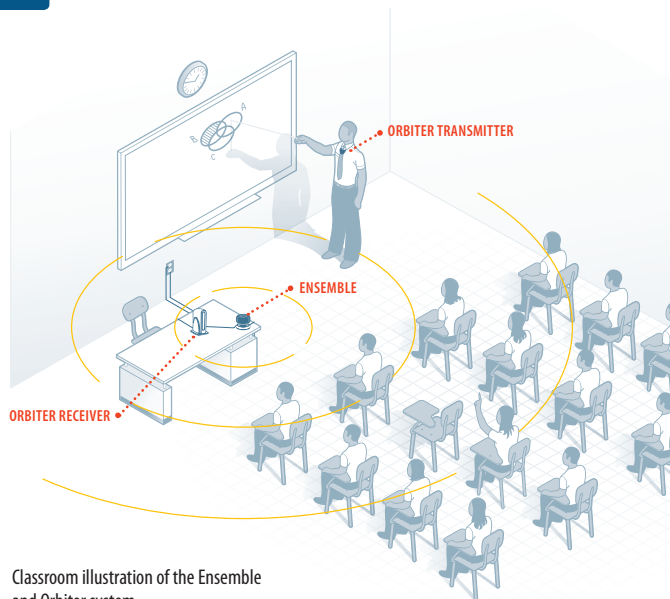
ENS-903-ORB

**Includes:**

Ensemble Speaker
 12V Wall Mount Power Supply
 In-line Volume Control
 Stereo Cable, 3.5 mm Male-to-Male
 Stereo Cable, RCA to 3.5 mm Female
 Orbiter™ Wireless Pendant Microphone

Usage

Wireless pendant microphone bundle for portable voice amplification.



Classroom illustration of the Ensemble and Orbiter system.

SAFETY PRECAUTIONS & SPECIFICATIONS

Follow these instructions & use precautions

- Safeguard this equipment from high humidity conditions.
- Take special care to not drop the equipment, place on a flat stable surface.
- Heed to all cautions and warnings posted within this guide and on the speaker equipment.
- When not using the equipment for long periods of time, e.g. one month or longer, disconnect the power supply.
- Never force anything into the openings or source inputs of the speaker equipment.
- Do not use this equipment if it shows obvious signs of damage from shipping or dropping.
- Do not use this equipment if ambient temperatures exceed 120 °F (48 °C).

NOTE

All literature can be found on our website. Please download an electronic copy of this guide for your records.

Input source specifications

Stereo Sources

Maximum input voltage should not exceed 300 mV per input channel (A, B, or C). Do not use any multi-channel sources like 3-channel, Dolby Digital 5-channel, THX, or Q-Sound.

Mono Sources

Maximum input voltage should not exceed 150 mV per input channel (A, B, or C). Use microphones that offer a mono or stereo line output instead of microphone level output. Cetacea Sound microphones are compatible with the Ensemble. Use of other brands may result in unpredictable results and is not advised.

Line Level Sources

Although preamps, projector outputs, and music mixers are popular, it is possible to “overdrive” the Ensemble with these devices, leading to premature failure and a loss of warranty coverage.

Additionally, equalizers, bass boost, surround sound, QSound, spatializer, and other compression techniques are not necessary and will add nothing to the sound quality. This can also “overdrive” the Ensemble, leading to failure and a loss of warranty coverage.

ENSEMBLE INSTRUCTIONS

Connect Multimedia Devices

Source Inputs

There are three (3) source-input jacks on the Ensemble speaker base that can use either mono or stereo inputs depending on your "source", i.e., computer, VCR, DVD, projectors, microphones, etc. **A**

Volume Control

The Ensemble does not have an internal volume control. Use the volume control on your source or, if required, use the in-line volume control **B** included in this kit. The right angle plug of the volume control must be plugged into the "source". Use the male-to-male extension cable **C** to finish the connection to one of the Ensemble inputs labeled A, B, or C. **A**

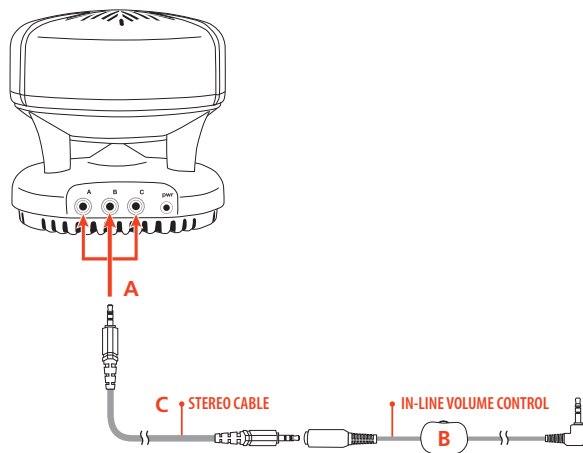
Turn Down The Volume

Turn the volume down low on your "source" before making the power connection.

Turn Off Special Effects & Volume

If your source has a BASS BOOST, or special effects like Spatializer, SRS, or controls that say JAZZ, ROCK, BLUES, etc., turn them off for now.

Diagram



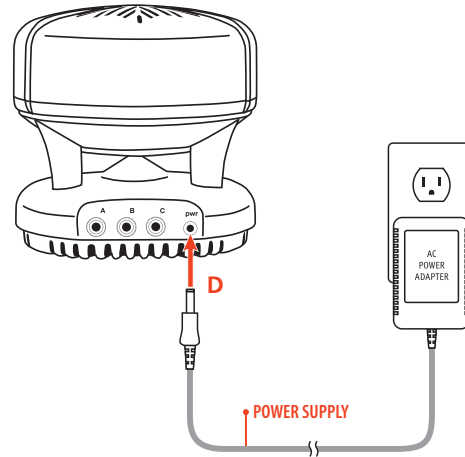
ENSEMBLE INSTRUCTIONS

Connect Power

The Ensemble speaker requires power from the Cetacea Sound approved "Power Adapter / Conditioner". Plug the power adapter into a suitable source of 110-220v power and the opposite small end **D** into the base of the Ensemble speaker. (It will only fit in one location.)

Turn It Up!

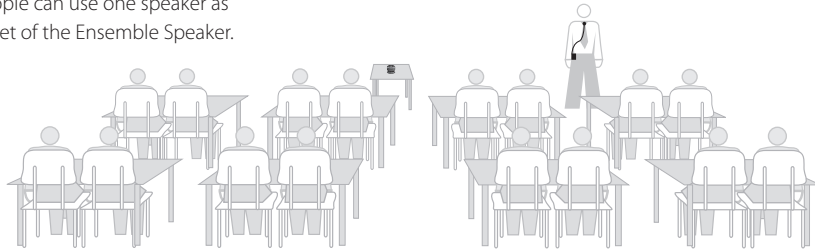
Turn on the source and slowly turn up the volume (on both the source and the in-line volume control). Be sure to use a high quality recording to fully appreciate the awesome sound of the speaker. Once you are satisfied with the sound, add additional sources to the other input jacks so you can use them without changing connections every time.

Diagram

CLASSROOMS & AUDITORIUMS

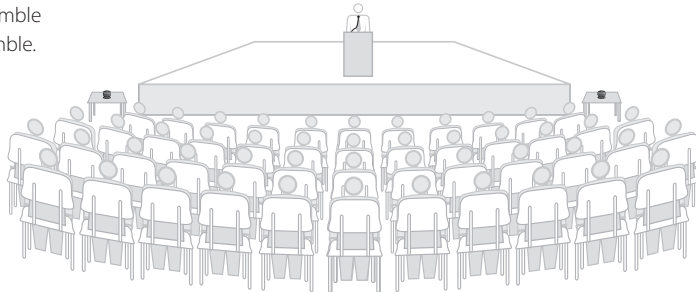
Classroom seating

Normal classrooms of up to 90 people can use one speaker as long as all listeners are within 40 feet of the Ensemble Speaker.




Auditorium Seating

Wide seating arrangements can use one Ensemble if all listeners are within forty feet of the Ensemble. If not, just add another Ensemble Speaker.



Conference Rooms & Translations

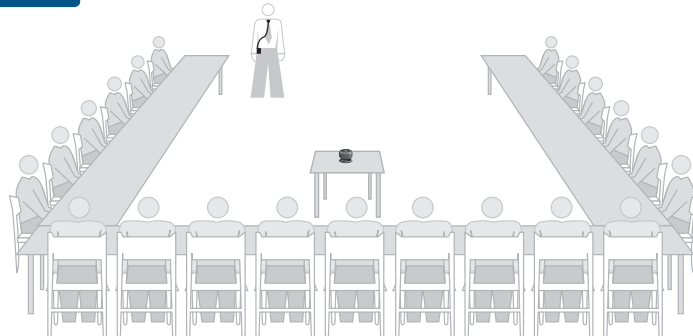
The clarity of the Ensemble makes it easy for small groups to collectively listen to soft or poorly recorded sound tracks. When used with a microphone it also makes it easy to understand people with language difficulties or assist listeners with hearing difficulties.



Horseshoe Seating

The omni-directional clarity of the Ensemble makes it easy for small groups seated at angles or even with their backs to the presenter to understand speech.

When used with a microphone it also makes it easy to understand people who are moving about the room to assist with written tasks or workshop assignments.



D

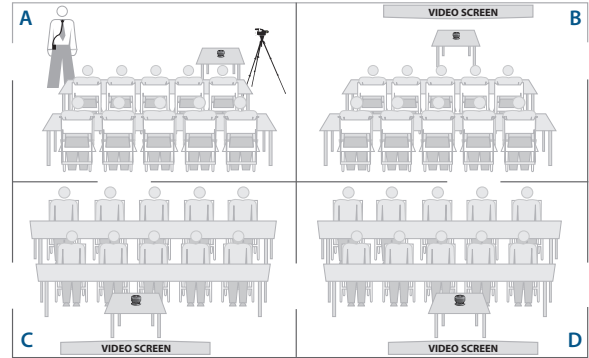
Room Arrangements

REMOTE ROOMS & COURTROOMS

Isolated Rooms & Distance Learning

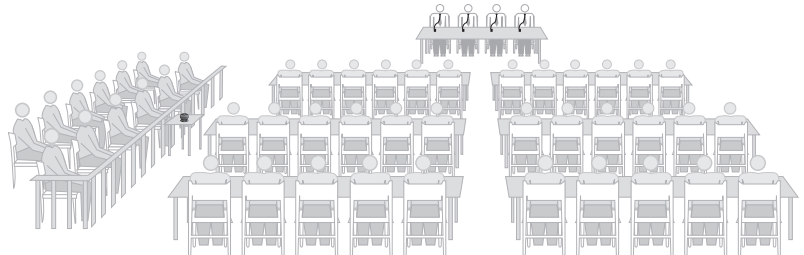
A) Presenter in same room as audience.

B,C,D) Audience in overflow rooms or listening to video stream from Room A.

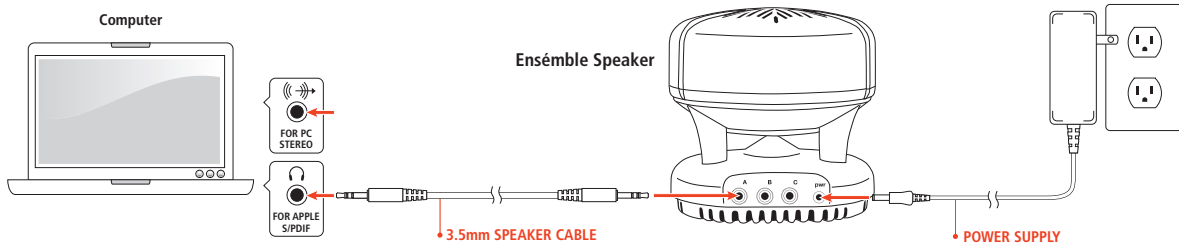


Courtrooms, Dispositions & Grand Juries

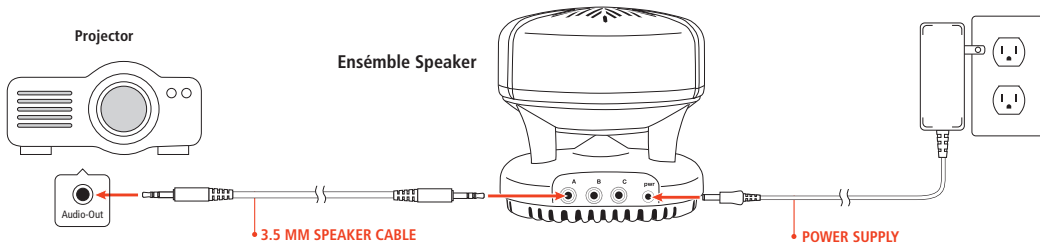
The Ensemble is shown placed close to the jury listening to recordings made by undercover agents.



Computer Connections



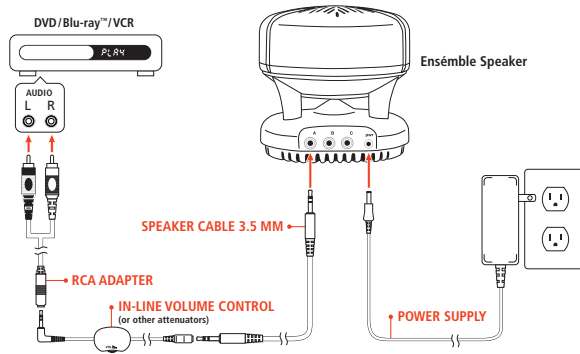
Portable Projector Connections



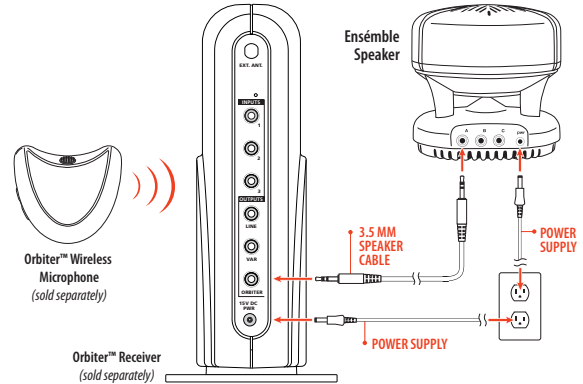
Hookup Diagrams

DVD, IPOD® & ORBITER™

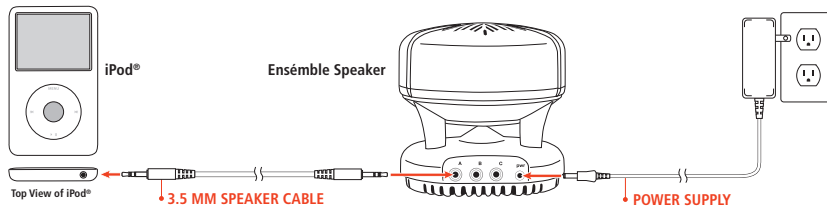
DVD & VCR Connections



Orbiter™ Wireless Microphone Connections



iPod® Connections



FULL 1-YEAR ON ALL COMPONENTS

Cetacea Sound Corp. warrants to the original purchaser that, if the product purchased from an authorized Cetacea Sound Dealer fails in normal use due to defect in materials or workmanship within one year of the date of the original purchase, Cetacea Sound Corp. or a designated authorized partner will, at its option, repair or replace the product without charge. Products repaired or replaced are warranted for the remainder of the original warranty period.

THIS LIMITED WARRANTY DOES NOT COVER defects caused by freight damage; abuse; inappropriate use; exposure to extreme temperatures, solvents or other liquids, or foreign particles or contaminants; modification; alteration; accident or casualty; malfunction resulting from the malfunction of other audio equipment; operation of the product in a manner contrary to the instructions accompanying the product; repair or service by anyone other than Cetacea Sound Corp. or a designated authorized partner; or poor sound quality or noise due to poor cable quality, installation or routing, power fluctuations, improper grounding, or failure to follow the published installation guidelines of the International Communications Industry Assoc. (ICIA).

ANY EXPRESS WARRANTY NOT PROVIDED IN THIS LIMITED WARRANTY STATEMENT, AND ANY REMEDY FOR BREACH OF CONTRACT THAT, BUT FOR THIS PROVISION, MIGHT ARISE BY IMPLICATION OR OPERATION OF LAW, IS HEREBY EXCLUDED AND DISCLAIMED. IMPLIED WARRANTIES OF MERCHANTABILITY AND OF FITNESS FOR ANY PARTICULAR PURPOSE ARE HEREBY DISCLAIMED. SOME STATES OR COUNTRIES DO NOT ALLOW LIMITATIONS ON HOW

LONG AN IMPLIED WARRANTY LASTS, SO THIS LIMITATION MAY NOT APPLY TO YOU.

UNDER NO CIRCUMSTANCES SHALL CETACEA SOUND CORP. BE LIABLE TO PURCHASER OR ANY OTHER PERSON FOR ANY SPECIAL OR CONSEQUENTIAL DAMAGES, WHETHER ARISING OUT OF BREACH OF WARRANTY, BREACH OF CONTRACT OR OTHERWISE. SOME STATES OR COUNTRIES DO NOT ALLOW THE EXCLUSION OR LIMITATION OF INCIDENTAL OR CONSEQUENTIAL DAMAGES, SO THE ABOVE LIMITATION OR EXCLUSION MAY NOT APPLY TO YOU.

To obtain Warranty Service, the customer must contact Cetacea Sound if purchased in the USA or a designated authorized partner if purchased outside the country. For customers within the USA, follow the instructions shown on our website, and return the product to us at the address shown below with the Return Material Authorization number issued by Customer Service. All removal, installation, and shipping expenses are the responsibility of the purchaser.

This Warranty gives you specific legal rights, and you may also have other rights which vary between states and countries outside the USA.



Cetacea
Simple Audio by Design

© 2018 Cetacea Sound Corp. All rights reserved. Covered by multiple international patents.
All audio products are proudly made in the U.S.A. 